



AMANN GIRSCHBACH

DIGITAL FACEBOW

zebris FOR  **ceramill**®

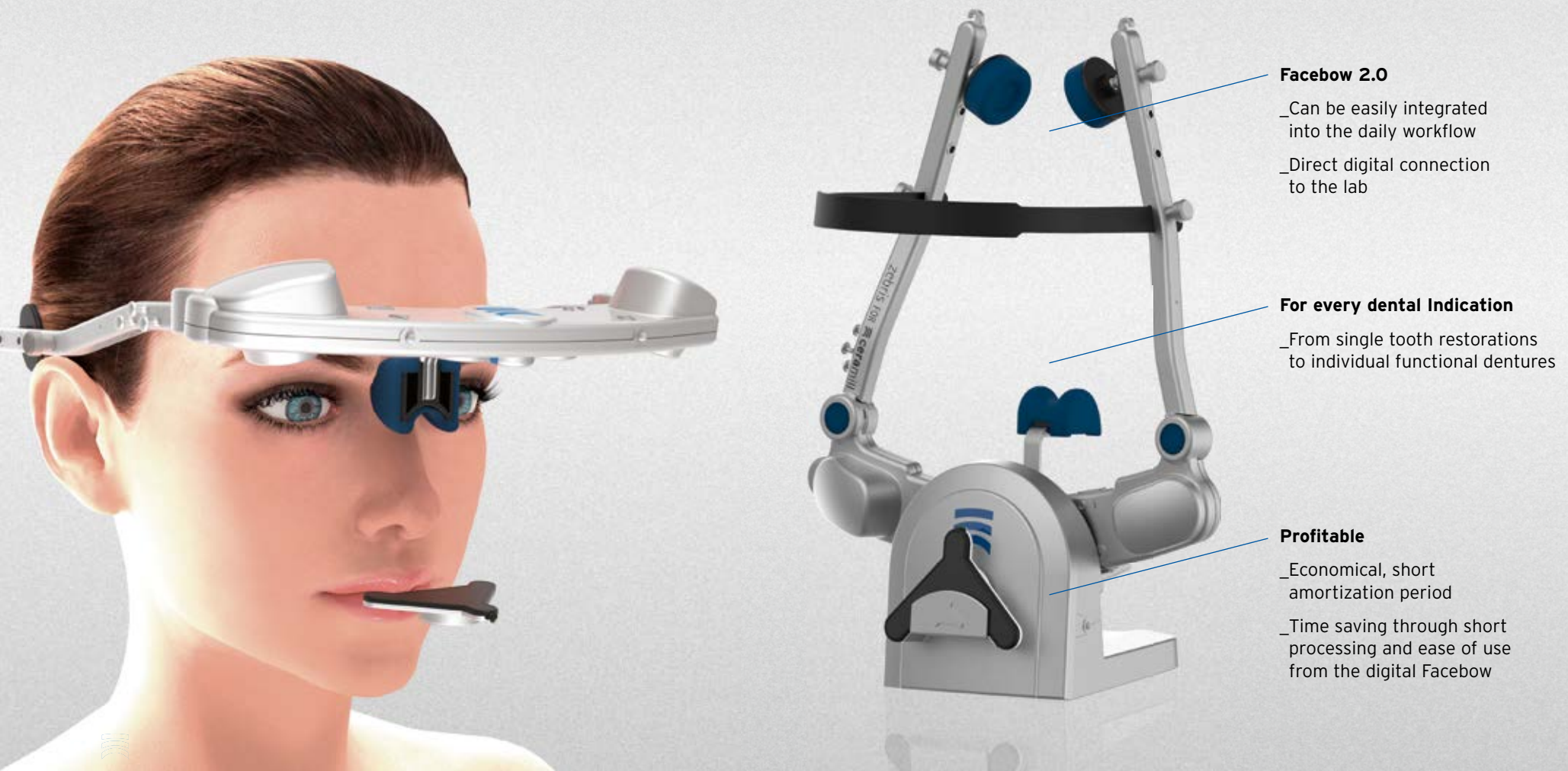


THE INHOUSE MOVEMENT®

DIGITAL FACEBOW IN THE CERAMILL WORKFLOW

The zebris for Ceramill with the latest optical sensor technology opens new dimensions in functional dentistry. Complete integration into the Ceramill system makes it extremely versatile. For example, it offers the possibility of transferring the exact position of the upper jaw in relation to the condyles or patient-specific jaw movement data into the digital workflow.

Due to its ideal fit and low weight, the facebow is easy to apply and can be integrated ideally into the daily workflow.



Facebow 2.0

- _Can be easily integrated into the daily workflow
- _Direct digital connection to the lab

For every dental Indication

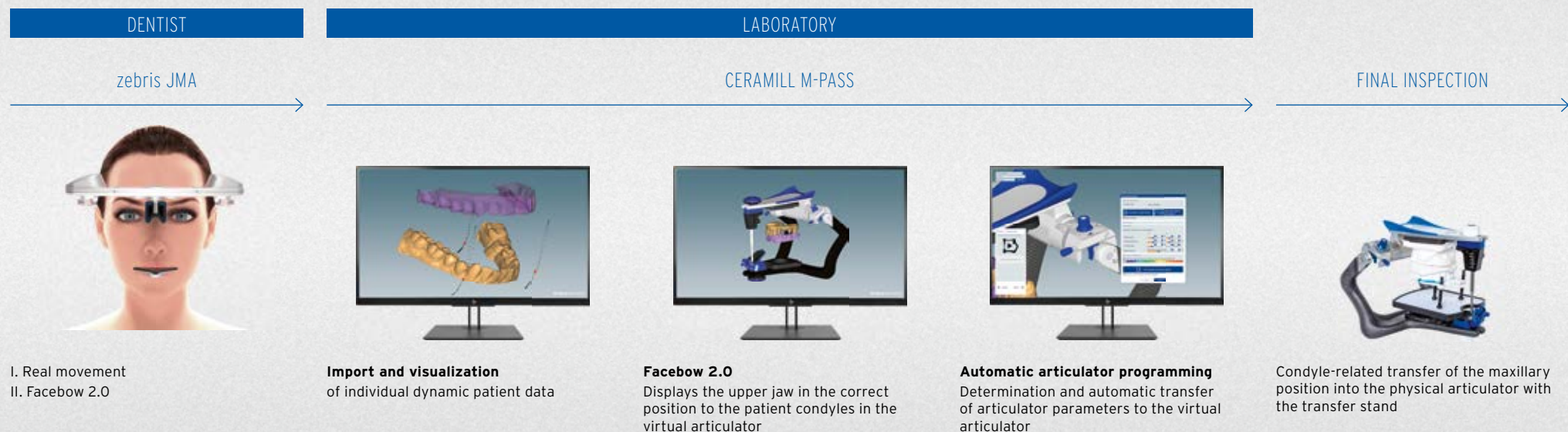

- _From single tooth restorations to individual functional dentures

Profitable

- _Economical, short amortization period
- _Time saving through short processing and ease of use from the digital Facebow

DIGITAL FACEBOW - NOW INTEGRATED 100 % - FROM THE DENTAL PRACTICE STRAIGHT TO THE LABORATORY


zebris for Ceramill can be used as a digital facebow, but offers numerous other functions in addition. Thus the JMA Optic system forms the basis for virtually any indication - from single restorations to scanning model-free with an intraoral scanner as well as large-span restorations or splints. The automatic data transfer to the Ceramill System and the resulting direct transfer into the articulator, allows zebris for Ceramill to be ideally integrated into the daily workflow and reduces manual post-processing of the restoration. Overall, the result is a simple, safe workflow that can be used profitably in everyday work.





- _ Exact recording of the jaw and mouth situation leads to individual, precisely fitting results and to a reduction in reworking in the lab
- _ Fast transfer of the individual situation to the digital system thanks to full integration into the Ceramill system
- _ Perfect bite situation thanks to a coordinated system from the recording to trying-in of the restoration

ORDERING INFORMATION


Basic module

Article No.		Designation	Content
221500		zebris for Ceramill	Digital facebow Lower jaw sensor Inductive charging device with charging cable IR footswitch Transport case T-pointer pen USB data transfer/ charging cable , power supply Software zebris for Ceramill Para-occlusal attachment zebris bitefork zebris bitefork adapter

Accessories

Article No.		Designation	Content
221501		zebris transfer stand	zebris bitefork with screw thread zebris bitefork adapter Positioning screw set Positioning foil
179703		Ceramill M-Pass	Software module for Ceramill Mind

Consumables

Article No.		Designation	Content
221502		Para-occlusal attachment	Available in: 1 pc. 10 pcs. 20 pcs.
221503		zebris bitefork	Available in: 1 pc. 10 pcs. 20 pcs.
221504		zebris bitefork adapter	Available in: 1 pc. 10 pcs. 20 pcs.

**AMANNGIRRBACH****AUSTRIA (HEADQUARTERS)**

Amann Girschbach AG
Koblach, Austria
Fon +43 5523 62333-105
austria@amanngirschbach.com

GERMANY

Amann Girschbach GmbH
Pforzheim, Germany
Fon +49 7231 957-100
germany@amanngirschbach.com

NORTH AMERICA

Amann Girschbach North America, LP
Charlotte, NC, U.S.A.
Fon +1 704 837 1404
america@amanngirschbach.com

BRASIL

Amann Girschbach Brasil LTDA
Curitiba, Brasil
Fon +55 41 3287 0897
brazil@amanngirschbach.com

ASIA

Amann Girschbach Asia PTE LTD.
Singapore, Asia
Fon +65 6592 5190
singapore@amanngirschbach.com

CHINA

Amann Girschbach China Co., Ltd.
Beijing, China
Fon +86 10 8886 6064
china@amanngirschbach.com